



For the regular version, visit [jrmf.org/puzzle/Domino-Dissection](http://jrmf.org/puzzle/Domino-Dissection) and click on “Festival Guide”.

## What does “beginner version” mean?

This version of Domino Dissection was created with PreK - 2nd grade students in mind. However, “beginner” does not mean “easy,” and this version of Domino Dissection can be an effective way to engage students of any age who:

- Have strong math anxieties
- Don’t feel confident with math or math puzzles
- Have learning differences
- Want a gentler start to the activity

Older students and parents at our events often engage with this beginner version and move on to the regular version when they feel ready.

## When should I use the beginner version of Domino Dissection?

We recommend using the beginner version of Domino Dissection whenever you expect younger students (PreK - 2nd grade) to be present at your event.

Sometimes, we will have both the beginner and regular versions of the activity available as both are designed to use the same manipulatives. The differences between the two versions are in the student handouts. If you ever need to switch from one version to the other, you only need to swap out the instruction sheets and puzzle sheets for the activity.

## How do I use the beginner version of Domino Dissection?

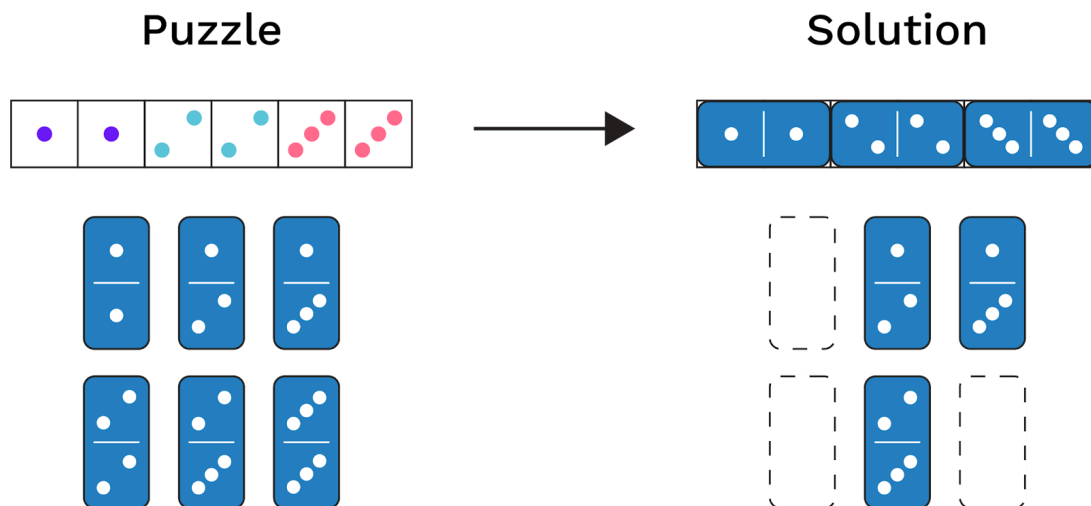
1. **Only Younger Students** - Only put out the beginner version of the activity. You can also set aside one or two copies of the regular version for students who want an extra challenge.
2. **Younger Students followed by Older Students** - Start by setting up the beginner version of the activity. Instruct volunteers at the table to swap out the instruction and puzzle sheets when the younger students leave.
3. **Mixed Age Group** - Set up half the table with the beginner version and the other half with the regular version of the activity. For younger students, volunteers should start them on the beginner version. For older students, volunteers should tell them that there is a beginner and regular version, and then let them pick where they want to start.



## Domino Dissection Instructions (Beginner Version)

### Rules:


- Match the dots on your dominoes to the dots on the puzzle.
- Cover every square without going outside the lines.
- After you finish a puzzle, you can use those dominoes again in the next puzzle.





BEGINNER

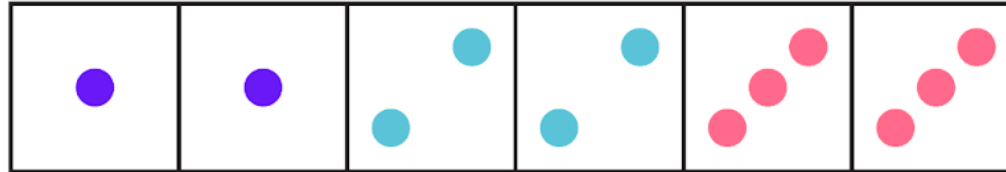
# Domino Dissection



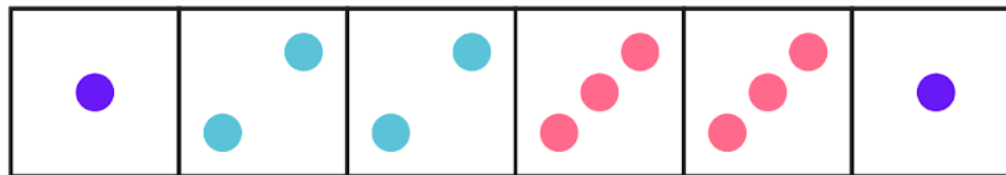
# Domino Dissection



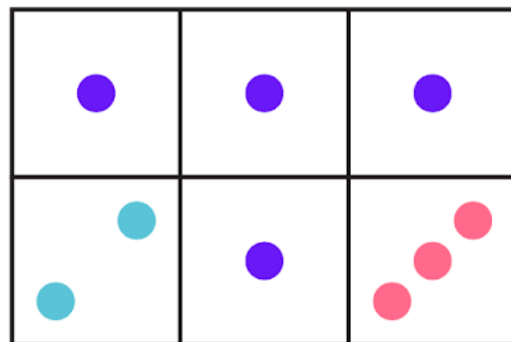
Puzzle 1



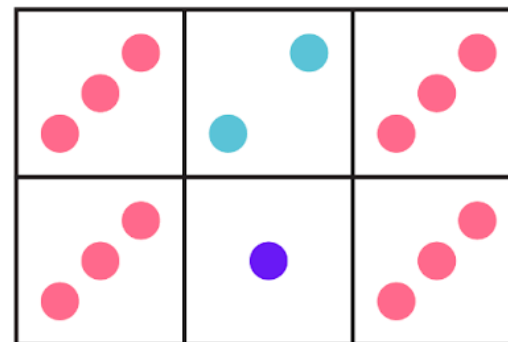
Puzzle 2



Puzzle 3



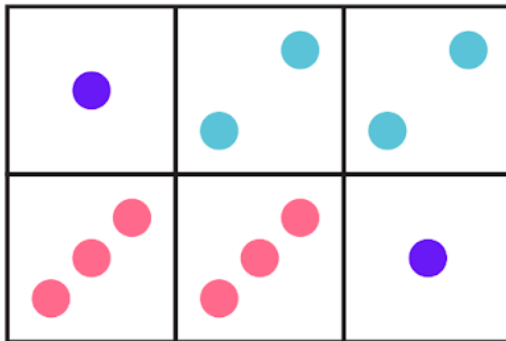
Puzzle 4



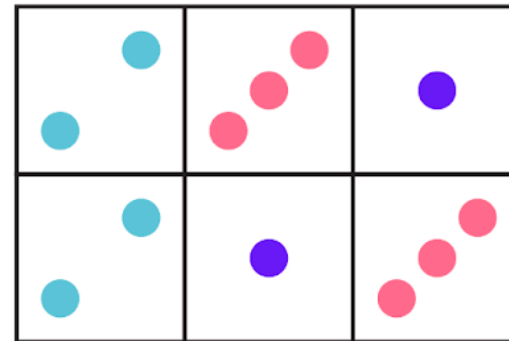
# Domino Dissection



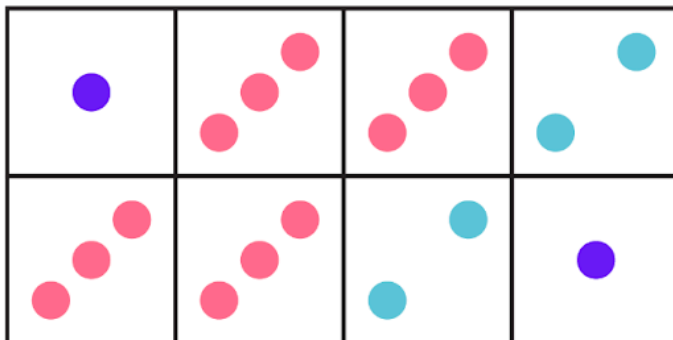
Puzzle 5



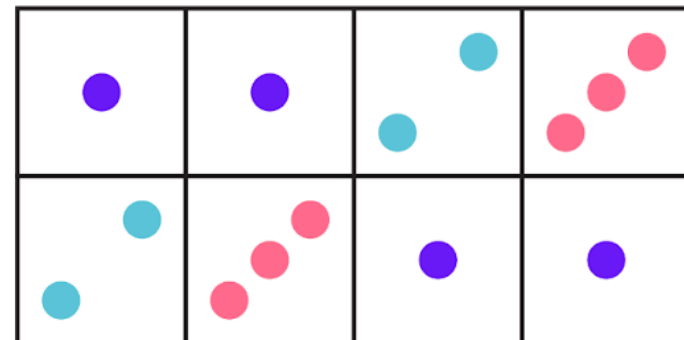
Puzzle 6



Puzzle 7



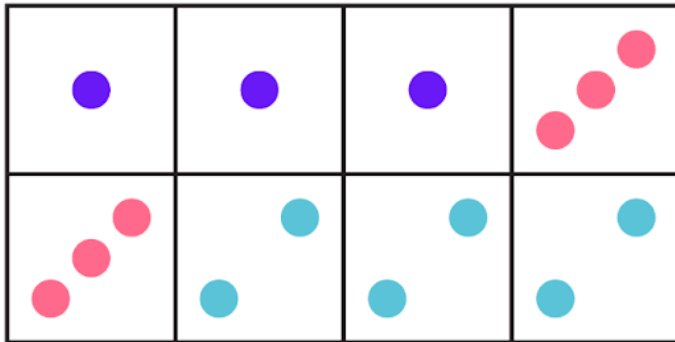
Puzzle 8



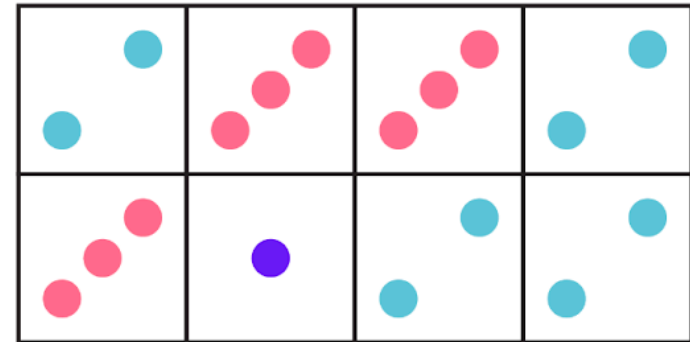
# Domino Dissection



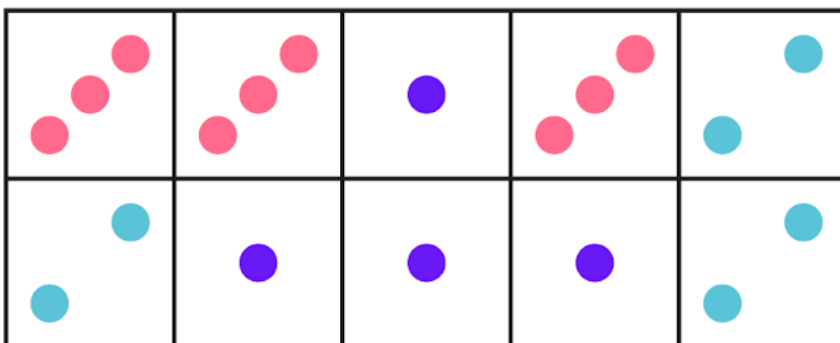
Puzzle 9



Puzzle 10



Puzzle 11



Puzzle 12

